



**COSUMNES COMMUNITY SERVICES DISTRICT
FIRE DEPARTMENT**

8820 Elk Grove Blvd. Elk Grove, CA 95624

(916) 405-7100

[CosumnesCSD.gov/Fire](https://www.cosumnescsd.gov/Fire)

HOW TO REQUEST A HYDRANT FLOW TEST

To request a hydrant flow test, please carefully follow these steps:

STEP 1

1. First verify that you need a fire flow test and that you are applying through the correct agency.
 - **City of Elk Grove** - Sacramento County Zone 40 projects:
 1. Commercial: May only need a fire flow test for large projects that require more than 3,000gpm at 20psi fire flow. Fire sprinkler systems shall be designed to 50psi static, 20psi residual, and 3,000gpm.
 2. Residential Subdivision: Likely does not need a fire flow test except individual homes exceeding 13,400 square feet on public water. Residential fire sprinkler systems on public water shall be designed to 50psi static, 20psi residual, and 1,500gpm.
 - **City of Elk Grove** – Elk Grove Water District projects please contact Elk Grove Water District directly. Do not apply through the portal.
 - **City of Galt** – City of Galt Water District for commercial and residential projects please apply through Cosumnes Fire Department Portal.
 - **Wilton Fire Protection District** – Does not require a fire flow test due to no public water.

STEP 2

2. To apply: On the Plan Review and Inspections homepage, locate the red button to open the Permit Portal: <https://www.cosumnescsd.gov/303/Plan-Review-and-Inspections>

Plan Review and Inspections



4 Steps to Plan Review

Permit Portal


Order Inspection

Pay Fees




2. **Register for an account.** It is recommended to register for a business account. If you already have an account, please log in.

Register for an Account





Individual Account
Register as an individual account to access Cosumnes CSD Online Portal.



Business Account
Register as a business account to access Cosumnes CSD Online Portal.

Welcome to Cosumnes Community Services District
Please enter your username and password to log in.
If you have not previously registered for an account, please register.

 Username

 Password

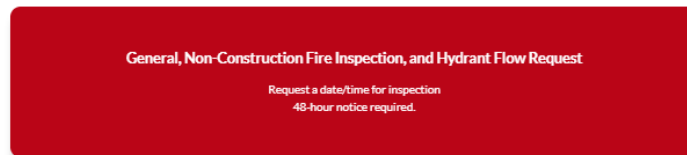
Log in

3. **Log in to your new permit portal account.**
a. Helpful tip: your username is the email address you registered with.

4. On the homepage of the permit portal account, select the blue button for Fire Department.



5. On the next page, select the red button for **General, Non-Construction Fire Inspection, and Hydrant Flow Request.**



6. On the next page, select **Fire Hydrant Flow Test.** Click Next.

New Inspection

Select the inspection type from the list below.

* Inspection Types

- ☒ Fire Hydrant Flow Test
- ☐ Non Construction COO/General Fire Inspection
- ☐ Temp COO Model home
- ☐ Temporary Construction COO
- ☐ 850 Inspection



7. **Complete the application.** Click Next.
8. **Pay fees.** The 3% service charge for credit/debit cards is waived when paid by check.

STEP 3

9. **Order Inspection** by completing and submitting the following form:
<https://www.cosumnescsd.gov/FormCenter/Fire-Department-5/Request-for-Hydro-or-Final-Inspection-136>



STEP 4

10. A **Fire Inspector** will conduct the fire flow test, will update the portal, and will contact you directly with the results. This process may take up to 10 business days to complete.